

**Die Grinders for 3/8" Cone Wheels**

1.2 H.P. (900 W)



**Air Inlet Size: 3/8" NPT**  
**Hose Size Recommendations: 1/2"**  
**Extra Charge Accessories**

- Safety Lever
- Standard Equipment**
- Tool • Wrench • Operating Instructions and Service Manual

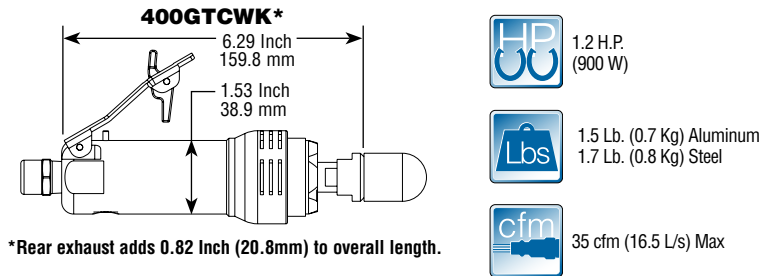
**DIE GRINDERS**

**Quick Order Number**

This chart has been provided as a means to quickly identify a particular tool. The ordering numbers listed represent the most common versions of our tools. If more specialized versions are required, please build your model number per the following model number flow chart.

Model Number	Power	Spindle Size	Maximum Operating Speed	Throttle Handle Type	
				Standard	Safety
<b>400GTCW</b>	<b>1.2 H.P.</b>	<b>3/8-24 X 0.58 Inch</b>	<b>20000 RPM</b>	<b>400GTSCW</b>	<b>400GTSKCW</b>

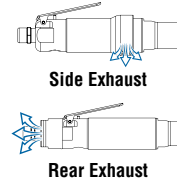

The tools listed in the above chart are designated with steel case material and side exhaust. Please consult the Model Breakdown section below if alternative options are desired.



Example Model Number: **400GT K S R ; 20000**

The blue highlighted entries are shown in the Quick Reference Box above.

Model Number	Lever Style	Case Material	Exhaust Direction	Operating Speed
400GTCW	<b>No Designation</b> - Standard Lever <b>K</b> - Safety Lever	<b>No Designation</b> - Aluminum Case <b>S</b> - Steel Case	<b>No Designation</b> - Side Exhaust <b>R</b> - Rear Exhaust	<b>18000</b> - 18000 R.P.M. <b>20000</b> - 20000 R.P.M.



**WARNING: Follow all recommendations from component and abrasive manufacturers for speeds and proper usage.**