

**Horizontal Extended Grinders For 3/8-24 & 5/8-11 Cone Wheels & Inserted Tooling 2 H.P. (1500W)**



**Powerful 2.0 H.P. Motor**

520GEH2+38

520GEHD+15



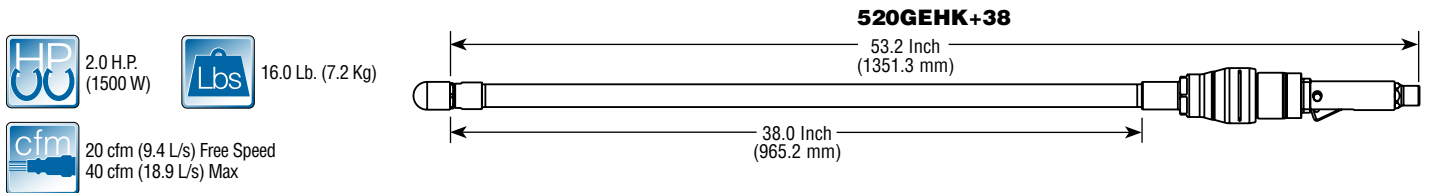
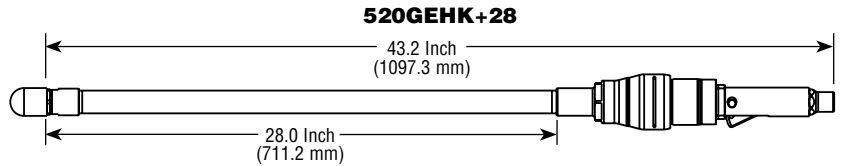
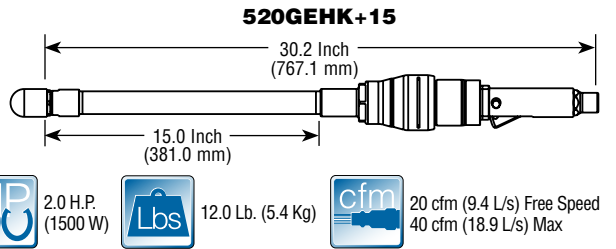
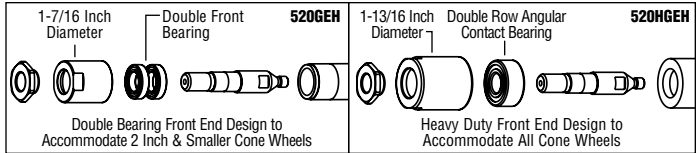
**Air Inlet Size: 1/2" NPT**  
**Hose Size Recommendations: 1/2" (13 mm)**  
**Standard Equipment**

- Tool • Wrench(es) (Amount and size based upon options)
- Operating Instructions and Service Manual

**Quick Order Number**

This chart has been provided as a means to quickly identify a particular tool. The ordering numbers listed represent the most common versions of our tools. If more specialized versions are required, please build your model number per the following model number flow chart.

Model Number	Extension Length	Output	Maximum Operating Speed	Throttle Handle Type	
				Regular Lever	Safety Lever
520GEH	+15	5/8-11CW	12000 RPM	520GEHXL2+15	520GEHXK2+15
	+28			520GEHXL2+28	520GEHXK2+28
	+38			520GEHXL2+38	520GEHXK2+38
520HGEH	+15			520HGEHXL2+15	520HGEHXK2+15
	+28			520HGEHXL2+28	520HGEHXK2+28
	+38			520HGEHXL2+38	520HGEHXK2+38



Example Model Number: **520GEH XK D +15 ; 9000 ; 1/4**

The blue highlighted entries are shown in the Quick Reference Box above.

Model Number	Lever Style	Output Options	Extension Length	Operating Speed	Collet Size*
520GEH	Please choose one of the following options: K - Safety Lever XL - Standard Lever XK - Safety Lever XB - Thumb Switch XG - Spade Handle XLTK - Turned/Knurled Standard Lever XKTK - Turned/Knurled Safety Lever XBTK - Turned/Knurled Thumb Switch	Please choose one of the following options: 1 - 3/8-24 X 0.580 Cone Wheel Spindle 2 - 5/8-11 X 0.580 Cone Wheel Spindle D - Insert Style Collet	Please choose one of the following options: +15 - 15 Inch Extension +28 - 28 Inch Extension +38 - 38 Inch Extension	Please choose one of the following options: 9000 - 9000 R.P.M. 12000 - 12000 R.P.M.	Please choose one of the following options: 1/8 - 1/8 Inch Collet 1/4 - 1/4 Inch Collet 3/8 - 3/8 Inch Collet 3MM - 3mm Collet 6MM - 6mm Collet 8MM - 8mm Collet
520HGEH	XLTKW - Turned/Knurled/Cushioned Standard Lever XKTKW - Turned/Knurled/Cushioned Safety Lever XBTKW - Turned/Knurled/Cushioned Thumb Switch	2 - 5/8-11 X 0.580 Cone Wheel Spindle			

Governor Controlled Tool



\*An entry from this column is only necessary when the D (Collet Output) option is chosen.

**WARNING: Follow all recommendations from component and abrasive manufacturers for speeds and proper usage.**