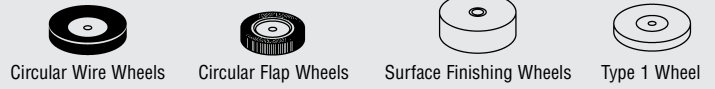


Grinders For 3/8" I.D. Type 1 Wheels, Flap Wheels And Wire Wheels

SMALL HORIZONTAL GRINDERS



Air Inlet Size:
400GH4 & 407GH4: 3/8" NPT
51H & 57H: 1/2" NPT
Hose Size Recommendations: 1/2" (13 mm)

Extra Charge Accessories
 • Cone Wheel Adapters • Heavy-Duty 2-pc. Collets
 • Erickson Style Collets • Safety Lever

Standard Equipment
 • Tool • Operating Instructions and Service Manual
 • 2 Wrenches (sizes based on options)

Quick Order Number

Model Number	Guard Size	Maximum Operating Speed	Case Material	
			Aluminum	Steel
400GH4	3 Inch	18000 RPM	400GH4;301	400GH4S;301
407GH4	4 Inch	15000 RPM	407GH4;401	407GH4S;401
51H	3 Inch	18000 RPM	51HL;301	51HLS;301
57H	4 Inch	15000 RPM	57HL;401	57HLS;401

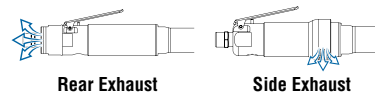

All the versions listed in the table will be supplied with a standard lever throttle (class 1). A safety lever throttle (class 2) is also available.

This chart has been provided as a means to quickly identify a particular tool. The ordering numbers listed represent the most common versions of our tools. If more specialized versions are required, please build your model number per the following model number flow chart.

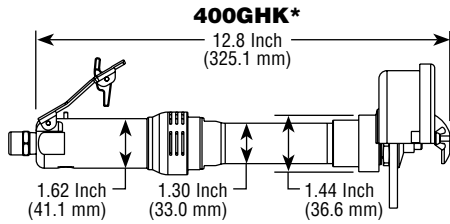
Example Model Number: **400GH4 K S R ; 18000**

Model Number	Lever Style	Case Material	Exhaust Direction	Operating Speed
400GH4	Please choose one of the following options: L - Standard Lever K - Safety Lever	Please choose one of the following options: No Designation - Aluminum Case S - Steel Case	Please choose one of the following options: No Designation - Side Exhaust R - Rear Exhaust	18000 - 18000 R.P.M. with 3 Inch T1 Guard
407GH4				15000 - 15000 R.P.M. with 4 Inch T1 Guard
51H	Please choose one of the following options: L - Standard Lever K - Safety Lever B - Thumb Switch G - Spade Handle LTK - Turned/Knurled Standard Lever KTK - Turned/Knurled Safety Lever BTK - Turned/Knurled Thumb Switch LTKW - Turned/Knurled/Cushioned Standard Lever KTKW - Turned/Knurled/Cushioned Safety Lever BTKW - Turned/Knurled/Cushioned Thumb Switch		No Designation - Side Exhaust	18000 - 18000 R.P.M. with 3 Inch T1 Guard
57H				15000 - 15000 R.P.M. with 4 Inch T1 Guard

Governor Controlled Tool



WARNING: Follow all recommendations from component and abrasive manufacturers for speeds and proper usage.



1.2 H.P.
(900 W)

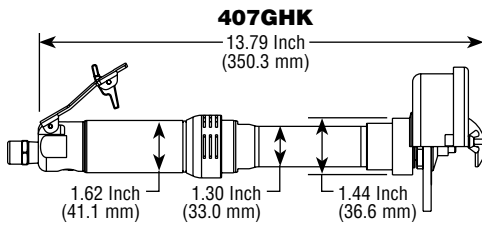


3.5 Lb. (1.6 Kg) Aluminum
4.7 Lb. (2.1 Kg) Steel



35 cfm (16.5 L/s) Max

*Rear exhaust adds 0.82 Inch (20.8mm) to overall length.



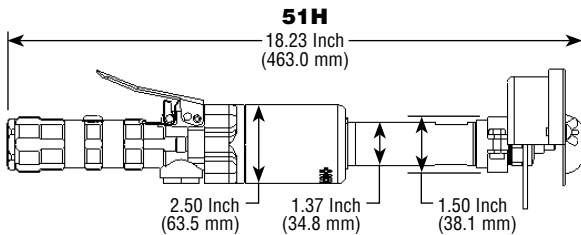
1.2 H.P.
(900 W)



3.6 Lb. (1.6 Kg) Aluminum
4.9 Lb. (2.2 Kg) Steel



20 cfm (9.4 L/s) Free Speed
35 cfm (16.5 L/s) Max



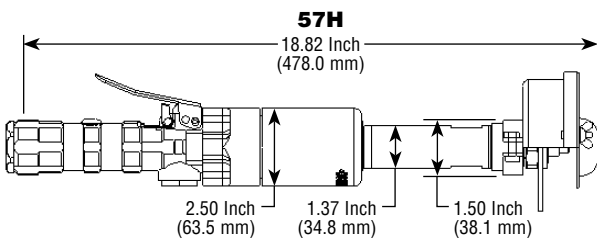
1.5 H.P.
(1125 W)



6.0 Lb. (2.7 Kg) Aluminum
7.6 Lb. (3.4 Kg) Steel



35 cfm (16.5 L/s) Max



1.5 H.P.
(1125 W)



6.1 Lb. (2.8 Kg) Aluminum
7.7 Lb. (3.5 Kg) Steel



20 cfm (9.4 L/s) Free Speed
35 cfm (16.5 L/s) Max

