

Horizontal Sanders & Polishers

525 R.P.M. to 5500 R.P.M.
1.2 H.P. (900 W)



Air Inlet Size: 3/8" NPT (3/8" BSP Available)
Hose Size Recommendations: 1/2" (13 mm)
Extra Charge Accessories

- Safety Lever
- Standard Equipment**
- Tool • Wheel Flange
- Wheel Nut • Wrench
- Operating Instructions and Service Manual

*The (X) is representative of gear train number (3, 5 or 8).
The outer appearance of the tool is the same regardless of the gear train number.

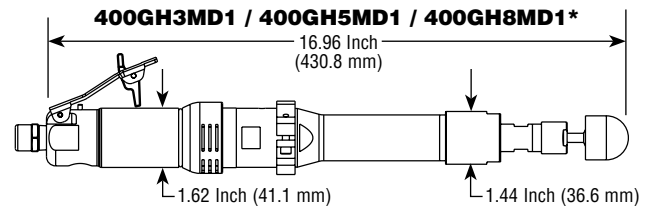
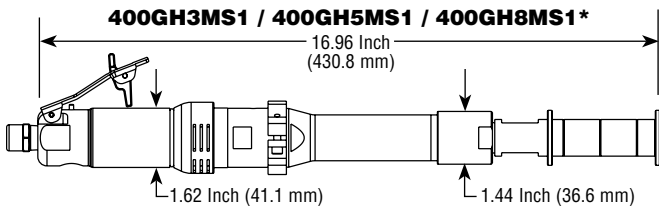
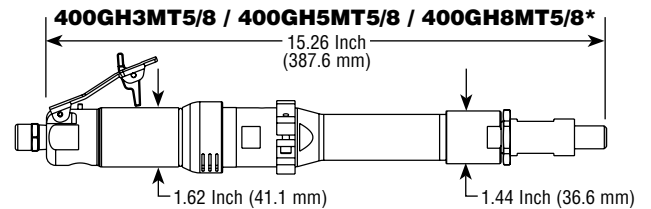


Quick Order Number

This chart has been provided as a means to quickly identify a particular tool. The ordering numbers listed represent the most common versions of our tools. If more specialized versions are required, please build your model number per the following model number flow chart.

Model Number	Rated Speed	Output Type		
		T5/8 - 5/8-11 Spindle	S1 - 1 or 5/8 Inch Adapter	D - Collet
400GH3M	5500 RPM	400GH3MT5/8	400GH3MS1	400GH3MD;1/4
400GH5M	4000 RPM	400GH5MT5/8	400GH5MS1	400GH5MD;1/4
400GH8M	2500 RPM	400GH8MT5/8	400GH8MS1	400GH8MD;1/4
400GH21M	900 RPM	400GH21MT5/8	400GH21MS1	400GH21MD;1/4
400GH36M	525 RPM	400GH36MT5/8	400GH36MS1	400GH36MD;1/4

All the versions listed in the table will be supplied with a standard lever throttle (class 1).
A safety lever throttle (class 2) is also available.



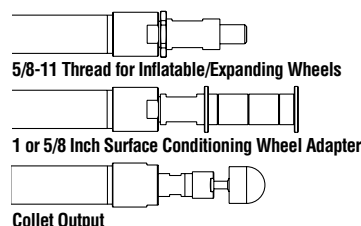
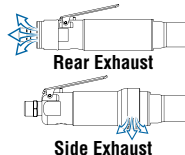

*Versions 400GH21M & 400GH36M add 0.51 Inch (13.0mm) to the overall length.
Rear exhaust adds 0.82 Inch (20.8mm) to overall length.

Example Model Number: **400GH3M K S R D ; 5500 ; 1/4**

The blue highlighted entries are shown in the Quick Reference Box above.

Model Number	Lever Style	Case Material	Exhaust Direction	Output Type	Operating Speed	Collet Size*
400GH3M					5500 - 5500 R.P.M.	1/8 - 1/8 Inch
400GH5M	Please choose one of the following options: No Designation - Standard Lever K - Safety Lever	Please choose one of the following options: No Designation - Aluminum Case S - Steel Case	Please choose one of the following options: No Designation - Side Exhaust R - Rear Exhaust	T5/8 : 5/8-11 Thread for Inflatable/Expanding Wheels S1 : 1 or 5/8 Inch Surface Conditioning Wheel Adapter D : Collet Output	4000 - 4000 R.P.M.	1/4 - 1/4 Inch
400GH8M					2500 - 2500 R.P.M.	3/8 - 3/8 Inch
400GH21M					900 - 900 R.P.M.	6MM - 6 mm
400GH36M					525 - 525 R.P.M.	8MM - 8 mm

Geared Tool



*An entry from this column is only necessary when the D (Collet Output) option is chosen.

WARNING: Follow all recommendations from component and abrasive manufacturers for speeds and proper usage.

HORIZONTAL SANDERS/POLISHERS