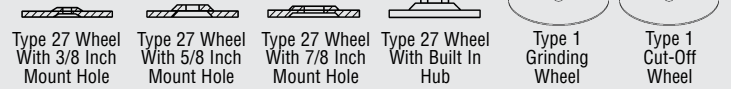


Right Angle Grinders for use with Depressed Center & Type 1 Grinding/Cut-off Wheels

3" (75 mm) – 5" (125 mm)
1.2 H.P. (900 W)

Powerful 1.2 H.P. Motor



Air Inlet Size: 3/8" NPT
Hose Size Recommendations: 1/2" (13 mm)
Special Features

- Extended Neck or Standard Length Available
- 1.2 H.P. Motor • Dual Position Dead Handle Mount

Extra Charge Accessories

- Type 27 Adapters • Safety Levers

Standard Equipment

- Tool • Operating Instructions and Service Manual
- 2 Wrenches (sizes based on options)

The depressed center wheel adapters are not supplied as standard equipment with the tools. If you are using a wheel that requires the adapters, they must be purchased separately.

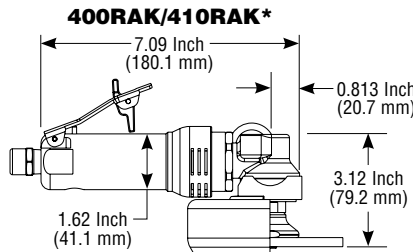
RIGHT ANGLE GRINDERS

Quick Order Number

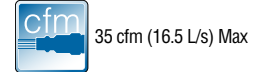
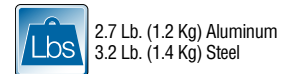
Model Number	Guard Size	Maximum Operating Speed	Case Material	
			Aluminum	Steel
400RA	4 Inch	10000 RPM	400RA4;427	400RA4S;427
	4-1/2 Inch		400RA2;4527	400RA2S;4527
410RA	4 Inch	13000 RPM	410RA4;427	410RA4S;427
	4-1/2 Inch		410RA2;4527	410RA2S;4527

All the versions listed in the table will be supplied with a standard lever throttle (class 1). A safety lever throttle (class 2) is also available.

This chart has been provided as a means to quickly identify a particular tool. The ordering numbers listed represent the most common versions of our tools. If more specialized versions are required, please build your model number per the following model number flow chart.



*The rear exhaust version adds 0.84 inch (21.3mm) to overall length.



Wheel Adapters

Part Number	Description	Spindle on Tool	Wheel
490-K	3/8-24 to 3/8 Inch ID Adapter	Style 4 - 3/8-24 X 0.98 Inch	3-4 Inch T27 Wheels with 3/8 Inch ID Hole
490-KR		Style 1 - 3/8-24 X 0.56 Inch	
1100-660	3/8-24 to 5/8 Inch ID Adapter	Style 4 - 3/8-24 X 0.98 Inch	4 Inch T27 Wheels with 5/8 Inch ID Hole
ADT27-354			
1100-668	3/8-24 to 7/8 Inch ID Adapter	Style 4 - 3/8-24 X 0.98 Inch	4 1/2 Inch T27 Wheels with 7/8 Inch ID Hole
ADT27-375			
1100-692	3/8-24 to 7/8 Inch ID Adapter	Style 2 - 5/8-11 X 0.88 Inch	4 1/2 Inch T27 Wheels with 7/8 Inch ID Hole
ADT27-575			

Spindle	Wheel Size			
	3"	4"	4 1/2"	5"
(1) - 3/8-24 X 0.563	X	X		
(4) - 3/8-24 X 0.980	X	X	X	X
(2) - 5/8-11 X 0.875			X	X

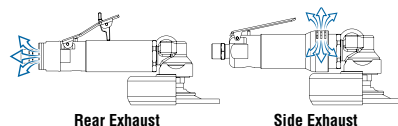
The depressed center wheel adapters are not supplied as standard equipment with the tools. If you are using a wheel that requires the adapters, they must be purchased separately.

Example Model Number: **400RA 1 K S R ; 10000;427**

The blue highlighted entries are shown in the Quick Reference Box above.

Model Number	Spindle Options	Lever Style	Case Material	Exhaust Direction	Operating Speed/Guard Size
400RA	Please choose one of the following options: 1 - 3/8-24 X 0.56 Inch 2 - 5/8-11 X 0.88 Inch 4 - 3/8-24 X 0.98 Inch	Please choose one of the following options: No Designation - Standard Lever K - Safety Lever	Please choose one of the following options: No Designation - Aluminum Case S - Steel Case	Please choose one of the following options: No Designation - Side Exhaust R - Rear Exhaust	Please choose one of the following options: 10000;327 - 10000 R.P.M. with 3 Inch T27 Wheel Guard 10000;427 - 10000 R.P.M. with 4 Inch T27 Wheel Guard 10000;4527 - 10000 R.P.M. with 4 1/2 Inch T27 Wheel Guard 10000;527 - 10000 R.P.M. with 5 Inch T27 Wheel Guard Please choose one of the following options: 13000;327 - 13000 R.P.M. with 3 Inch T27 Wheel Guard 13000;427 - 13000 R.P.M. with 4 Inch T27 Wheel Guard 13000;4527 - 13000 R.P.M. with 4 1/2 Inch T27 Wheel Guard

Geared Tool



WARNING: Follow all recommendations from component and abrasive manufacturers for speeds and proper usage.