

Extended Grinders

520HGEH Series



+38 Length Shown - Other Lengths Available

520HGEHKCW+38;12000

520HGEHK+38;8000;601

Additionally Extended Versions
(We can assemble extensions
together for longer versions -
contact us for details)

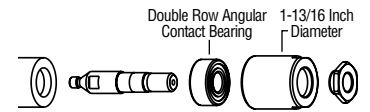
Output	Max. Rated Speed	Lever Style	MODEL NUMBER		
			with 15 Inch Extension	with 28 Inch Extension	with 38 Inch Extension
Cone Wheel 5/8-11 Cone Wheel Spindle	12,000 RPM	Standard Lever	520HGEHLCW+15;12000	520HGEHLCW+28;12000	520HGEHLCW+38;12000
		Safety Lever	520HGEHKCW+15;12000	520HGEHKCW+28;12000	520HGEHKCW+38;12000
		Spade Handle	520HGEHGCW+15;12000	520HGEHGCW+28;12000	520HGEHGCW+38;12000
6" Type 1 Wheel 5/8-11 Type 1 Wheel Spindle	8,000 RPM	Standard Lever	520HGEHL+15;8000;601	520HGEHL+28;8000;601	520HGEHL+38;8000;601
		Safety Lever	520HGEHK+15;8000;601	520HGEHK+28;8000;601	520HGEHK+38;8000;601
		Spade Handle	520HGEHG+15;8000;601	520HGEHG+28;8000;601	520HGEHG+38;8000;601

Overall Length


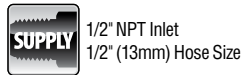
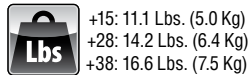
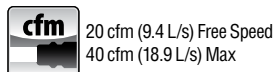
+15 : 30.2 Inch (767 mm)
+28 : 43.2 Inch (1097 mm)
+38 : 53.2 Inch (1351 mm)

Operational Extension Length

+15 : 15.0 Inch (381 mm)
+28 : 28.0 Inch (711 mm)
+38 : 38.0 Inch (965 mm)



Heavy Duty Front End Design to Accommodate All Cone Wheels



STANDARD EQUIPMENT

- Tool
- Operating Instructions and Service Manual
- Wrenches (sizes based on options)

520HGEH Series Alternate Options



Abrasive Disk Mounting

