

Extended Neck Right Angle Collet Grinders

300RAED Series



300RAED;15000;1/4

410RAED Series

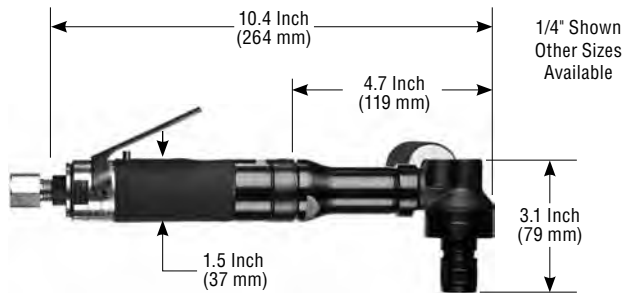


410RAEDS;13000;1/4

410RAEDRSK;13000;1/4

RIGHT ANGLE GRINDERS

Exhaust Direction	Lever Style	MODEL NUMBER	Exhaust Direction	Lever Style	MODEL NUMBER
Side	Standard Lever	300RAED;15000;1/4	Side	Standard Lever	410RAEDS;13000;1/4
	Safety Lever	300RAEDK;15000;1/4		Safety Lever	410RAEDSK;13000;1/4
Rear	Standard Lever	300RAEDR;15000;1/4	Rear	Standard Lever	410RAEDRS;13000;1/4
	Safety Lever	300RAEDRK;15000;1/4		Safety Lever	410RAEDRSK;13000;1/4



0.7 H.P.
(600 W)



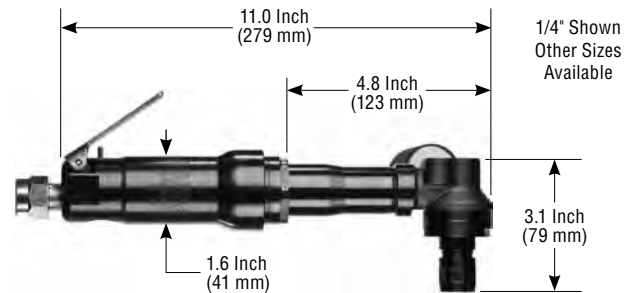
25 cfm
(11.8 L/s) Max



2.7 Lbs. (1.2 Kg) Aluminum
3.1 Lbs. (1.4 Kg) Steel



1/4" NPT Inlet
3/8" (10 mm) Hose Size



1.2 H.P.
(900 W)



35 cfm
(16.5 L/s) Max



3.2 Lbs. (1.2 Kg) Aluminum
3.8 Lbs. (1.4 Kg) Steel



3/8" NPT Inlet
1/2" (13 mm) Hose Size


STANDARD EQUIPMENT

- Tool
- Operating Instructions and Service Manual
- Wrenches (sizes based on options)

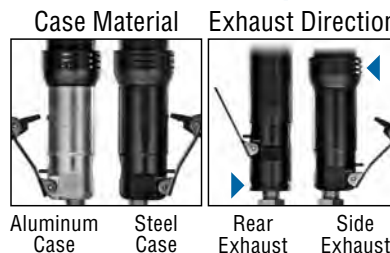


The ER Heavy Duty Collet is Standard Equipment on 300RAED & 410RAED Series.

300RAED Alternate Options



410RAED Alternate Options



Abrasive Mounting



*APPLIES TO BOTH TOOL SERIES