

Short Right Angle Collet Grinders

300RAD Series



300RADK;15000;1/4

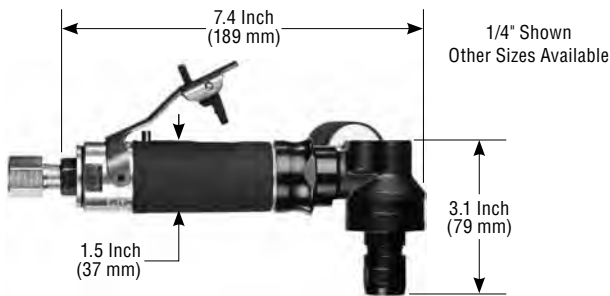
410RAD Series



410RADSK;13000;1/4

410RADRS;13000;1/4

Lever Style	MODEL NUMBER	Exhaust Direction	Lever Style	MODEL NUMBER
Standard Lever	300RAD;15000;1/4	Side	Standard Lever	410RADRS;13000;1/4
Safety Lever	300RADK;15000;1/4		Safety Lever	410RADSK;13000;1/4
		Rear	Standard Lever	410RADRS;13000;1/4
			Safety Lever	410RADRSK;13000;1/4



0.7 H.P.
(600 W)



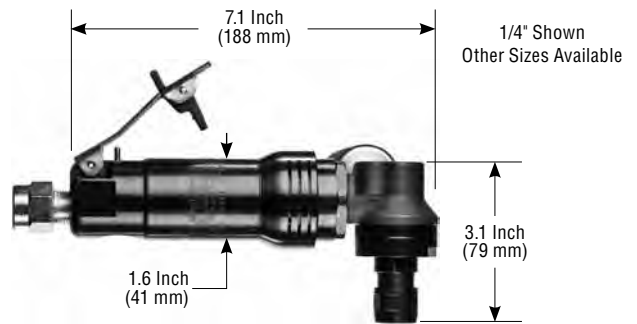
25 cfm
(11.8 L/s) Max



2.2 Lbs. (1.0 Kg) Aluminum
2.8 Lbs. (1.3 Kg) Steel



1/4" NPT Inlet
3/8" (10 mm) Hose Size



1.2 H.P.
(900 W)



35 cfm
(16.5 L/s) Max



2.6 Lbs. (1.2 Kg) Aluminum
3.2 Lbs. (1.7 Kg) Steel



3/8" NPT Inlet
1/2" (13 mm) Hose Size


STANDARD EQUIPMENT

- Tool
- Operating Instructions and Service Manual
- Wrenches (sizes based on options)

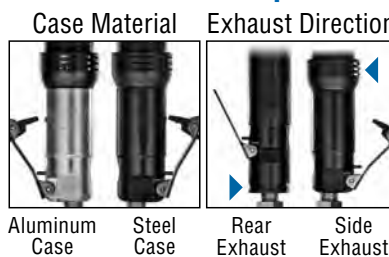


The ER Heavy Duty Collet is Standard Equipment on 300RAD & 410RAD Series.

300RAD Alternate Options



410RAD Alternate Options



Abrasive Mounting



*APPLIES TO BOTH TOOL SERIES